

Scaled data based on original data using  
LM-79-08 Approved Method: Electrical and Photometric Measurements of Solid-  
State Lighting Products

Test Report Prepared for  
Cooper Lighting Solutions  
(formerly Eaton)

Brand: McGRAW-EDISON

Report Number: P386553

Luminaire Tested: **GWC-SA2B-727-U-SL2**

Issue Date: 3/3/2020

**Test Information**

Test Method: LM-79-08  
Report Number: P386553  
TEST IS SCALED FROM IESNA LM-79-08 TEST DATA (G2-1903-205-20)  
Test Lab: INNOVATION CENTER  
Issue Date: 3/3/2020  
Manufacturer: COOPER LIGHTING SOLUTIONS (FORMERLY EATON)  
Product Line: MCGRAW-EDISON  
Catalog Number: GWC-SA2B-727-U-SL2  
Description: GALLEON WALL LUMINAIRE  
(2) 70 CRI, 2700K, 800mA LIGHTSQUARES WITH 16 LEDS EACH AND TYPE II SPILL  
LIGHT ELIMINATOR OPTICS  
Light Source: -  
Ballast/Driver: ELECTRONIC DRIVER

**Summary**

Lumens per Lamp: N/A  
Luminaire Lumens: 9770 lumens  
Efficiency: N/A  
Efficacy: 113.6 lumens/watt  
Luminous Opening: Rectangular (W 1' x L: 0.5' x H: 0')  
IES Classification: Type III - Medium  
BUG Rating: B2 - U0 - G3

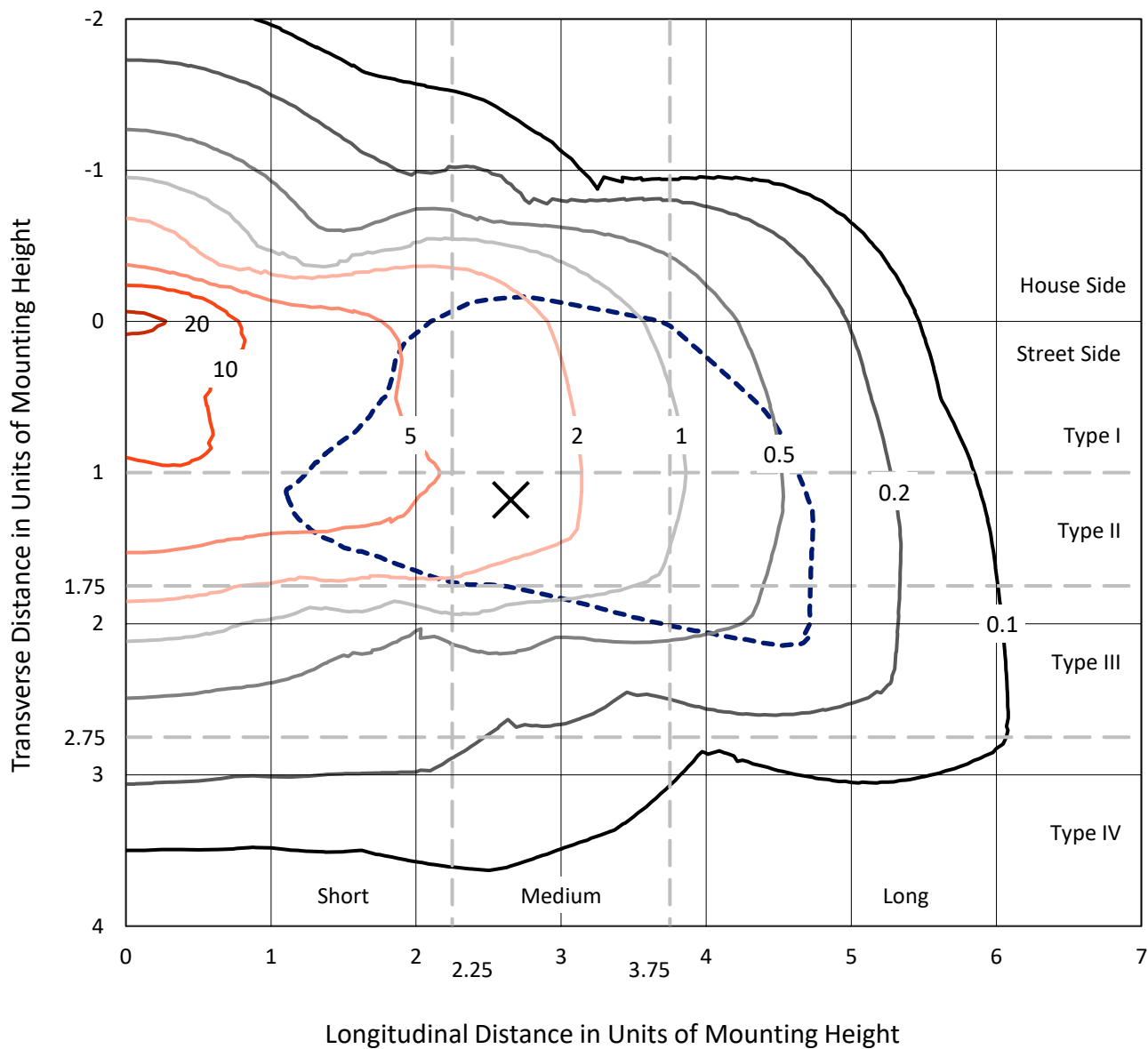
Input Watts (W): 86  
Input Voltage (V): NR  
Input Current (A<sub>in</sub>): NR  
Voltage Rise (V): NR  
Power Factor: NR  
Total Harmonic Distortion (THDi): NR  
Frequency (hertz): 60  
Stabilization Time: NR  
Operation Time: NR  
Ambient Temperature (°C): NR  
Test Distance: 24 FT



REPORT NUMBER: P386553  
 CATALOG NUMBER: GWC-SA2B-727-U-SL2

### Iso-Footcandle Lines of Horizontal Illumination

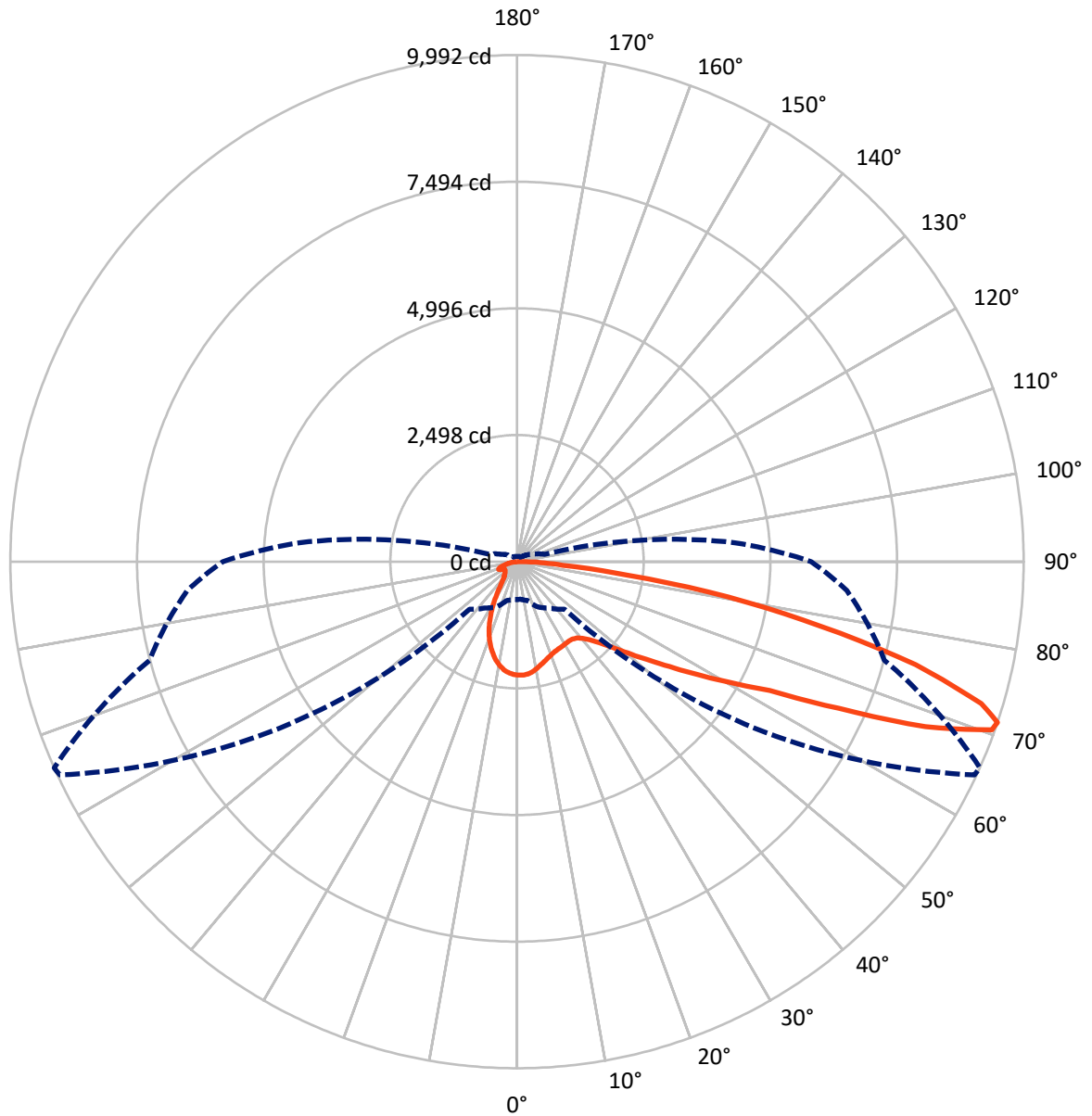
× Max cd  
 - - - 1/2 Max cd



Based on 10 foot mounting height. Maximum calculated value = 22.4 fc  
 Type III - Medium - N/A

REPORT NUMBER: P386553  
CATALOG NUMBER: GWC-SA2B-727-U-SL2

### Luminous Intensity Polar Plot



— Vertical Plane Through 66-Deg Lateral    - - - Horizontal Cone Through 71-Deg Vertical



REPORT NUMBER: P386553

CATALOG NUMBER: GWC-SA2B-727-U-SL2

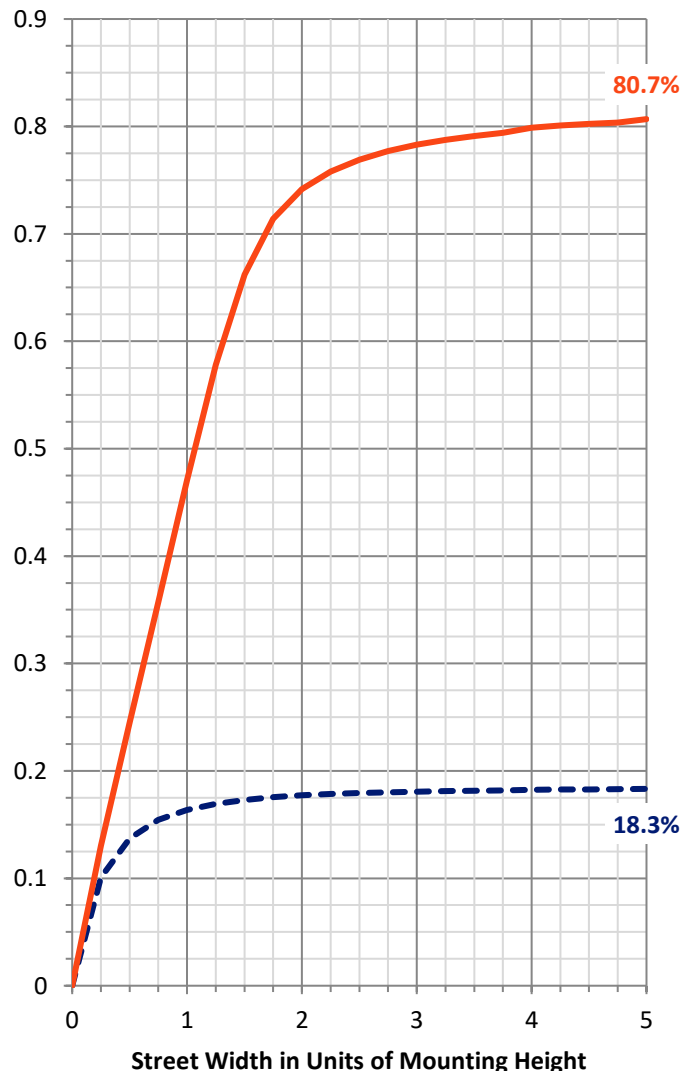
**FLUX DISTRIBUTION:**

		Downward	Upward	Total
<b>House Side</b>	Lumens	1810.6	0.0	1810.6
	% Fixture	18.5	0.0	18.5
<b>Street Side</b>	Lumens	7959.3	0.0	7959.3
	% Fixture	81.5	0.0	81.5
<b>Total</b>	Lumens	9770.0	0.0	9770.0
	% Fixture	100.0	0.0	100.0

**Coefficient of Utilization**

**ZONAL LUMENS:**

Zone	Lumens	% Fixture
0°-10°	197.0	2.0
10°-20°	472.5	4.8
20°-30°	634.7	6.5
30°-40°	834.9	8.5
40°-50°	1214.6	12.4
50°-60°	1897.4	19.4
60°-70°	2376.7	24.3
70°-80°	1812.9	18.6
80°-90°	329.2	3.4
90°-100°	0.0	0.0
100°-110°	0.0	0.0
110°-120°	0.0	0.0
120°-130°	0.0	0.0
130°-140°	0.0	0.0
140°-150°	0.0	0.0
150°-160°	0.0	0.0
160°-170°	0.0	0.0
170°-180°	0.0	0.0
0°-90°	9770.0	100.0
0°-180°	9770.0	100.0



REPORT NUMBER: P386553

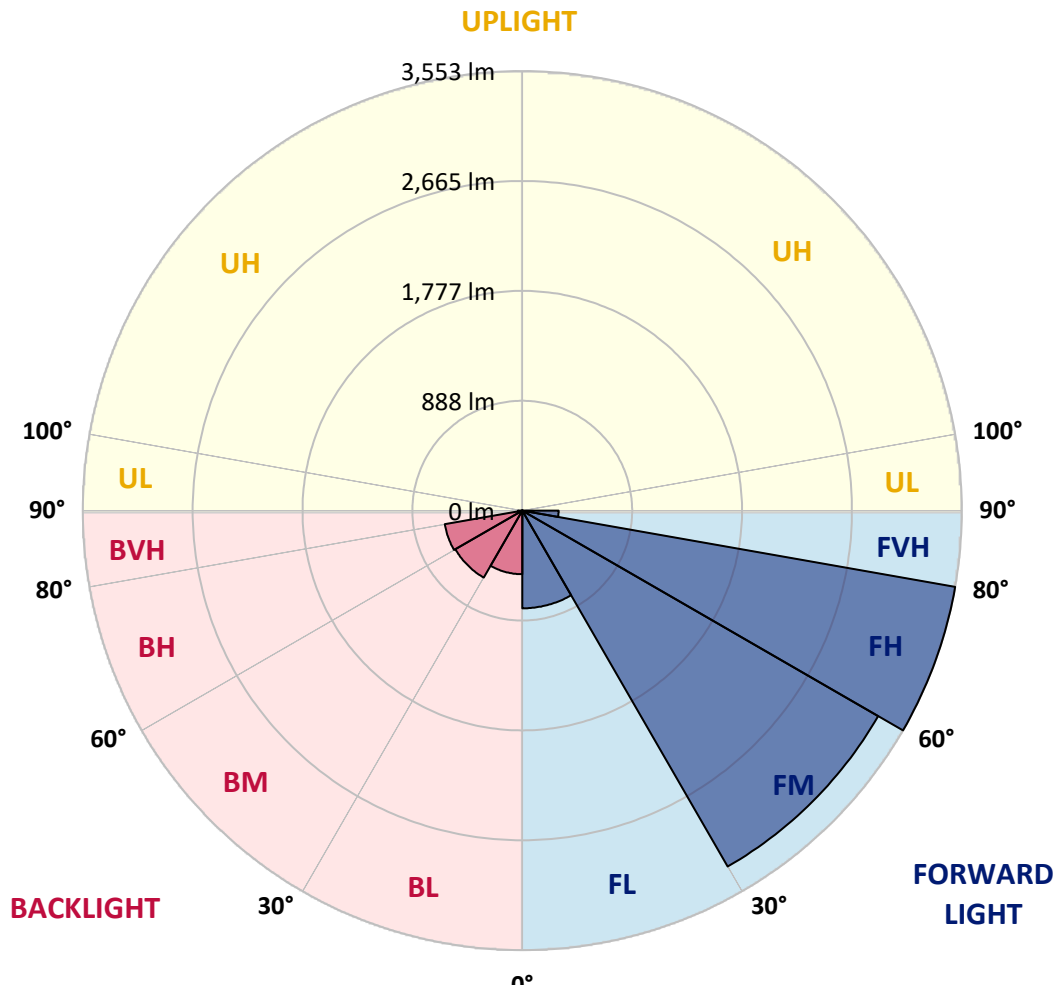
CATALOG NUMBER: GWC-SA2B-727-U-SL2

**LUMINAIRE CLASSIFICATION SYSTEM LUMEN TABLE AND BUG RATING:**

Zone	Lumens	% Fixture	Zone Rating/Lumen Limit		
			B	U	G
FL (0°-30°)	790.0	8.1			
FM (30°-60°)	3322.3	34.0			
FH (60°-80°)	3553.4	36.4			G2/5000
FVH (80°-90°)	293.6	3.0			G3/500
BL (0°-30°)	514.2	5.3	B2/1000		
BM (30°-60°)	624.6	6.4	B1/1000		
BH (60°-80°)	636.2	6.5	B2/1000		G2/1000
BVH (80°-90°)	35.6	0.4			G1/100
UL (90°-100°)	0.0	0.0		U0/0	
UH (100°-180°)	0.0	0.0		U0/0	

**BUG Rating: B2-U0-G3**

Type III Medium





REPORT NUMBER: P386553

CATALOG NUMBER: GWC-SA2B-727-U-SL2

**CANDELA DISTRIBUTION (FULL):**

	0°	5°	15°	25°	35°	45°	55°	65°	66°	75°	85°
0°	2238.1	2238.1	2238.1	2238.1	2238.1	2238.1	2238.1	2238.1	2238.1	2238.1	2238.1
2.5°	2196.6	2193.3	2203.4	2213.8	2217.9	2224.6	2234.7	2240.5	2240.1	2241.2	2237.8
5°	2050.9	2046.5	2066.8	2083.3	2115.0	2150.8	2194.3	2225.3	2226.0	2243.5	2248.2
7.5°	1912.9	1909.9	1933.2	1959.8	1996.6	2051.2	2121.7	2188.5	2192.6	2240.1	2256.7
10°	1802.3	1801.6	1824.2	1853.2	1896.1	1957.1	2038.1	2135.9	2142.0	2224.0	2258.0
12.5°	1715.9	1717.3	1736.9	1769.9	1815.1	1878.9	1966.6	2076.9	2086.7	2198.3	2250.3
15°	1652.2	1657.6	1673.4	1706.8	1751.4	1816.1	1906.2	2022.2	2037.1	2169.6	2245.9
17.5°	1615.8	1621.8	1633.0	1660.6	1702.5	1764.9	1850.2	1977.4	1990.9	2147.7	2246.2
20°	1605.0	1610.0	1616.4	1633.3	1668.7	1725.4	1806.0	1936.9	1951.4	2130.2	2249.6
22.5°	1626.2	1629.9	1630.6	1629.3	1650.8	1697.1	1774.0	1907.2	1922.7	2118.7	2251.9
25°	1671.8	1676.8	1673.1	1660.6	1653.5	1681.9	1757.4	1887.6	1903.2	2110.3	2247.2
27.5°	1740.2	1740.9	1737.9	1721.7	1688.3	1683.6	1752.4	1876.2	1891.0	2100.5	2237.4
30°	1833.3	1837.7	1832.3	1810.4	1755.8	1710.5	1758.4	1865.0	1878.5	2088.0	2221.6
32.5°	1942.3	1953.1	1952.7	1929.8	1851.5	1770.9	1783.4	1858.3	1868.8	2074.9	2202.4
35°	2055.3	2070.1	2097.8	2088.0	1991.2	1866.4	1831.3	1869.1	1876.2	2073.2	2188.9
37.5°	2172.7	2187.5	2244.5	2270.8	2157.5	2003.0	1906.9	1907.2	1910.6	2093.7	2187.9
40°	2295.5	2311.3	2397.0	2465.5	2373.0	2176.1	2028.6	1986.8	1983.1	2144.3	2207.8
42.5°	2467.5	2481.7	2584.5	2671.9	2612.2	2397.7	2197.0	2109.6	2101.8	2243.5	2271.5
45°	2685.1	2697.2	2806.5	2899.9	2869.2	2650.7	2408.5	2278.6	2277.2	2408.8	2400.7
47.5°	2943.8	2953.2	3051.4	3141.8	3152.9	2941.8	2674.3	2539.3	2517.4	2635.5	2600.7
50°	3213.3	3223.8	3290.6	3387.7	3470.3	3331.4	3016.3	2858.8	2829.4	2934.7	2884.1
52.5°	3391.8	3405.6	3463.6	3586.7	3827.2	3758.4	3420.8	3246.0	3201.5	3297.3	3258.5
55°	3312.1	3343.2	3431.9	3629.2	4112.6	4410.8	3919.7	3697.7	3647.4	3727.0	3704.1
57.5°	2950.2	2992.7	3113.8	3418.4	4152.7	4985.6	4673.9	4229.7	4194.2	4171.3	4181.8
60°	2288.7	2329.5	2479.6	2876.7	3873.1	5405.2	5809.0	4885.4	4834.1	4617.2	4626.7
62.5°	1619.8	1599.2	1702.1	1992.5	3147.2	5454.5	7100.6	5762.4	5593.8	5088.1	5046.6
65°	1235.3	1230.5	1276.8	1369.2	1906.2	4865.2	7870.0	7236.5	6973.1	5642.0	5544.2
67.5°	1015.0	1006.6	1052.1	1186.7	1227.5	3138.8	7886.9	8946.7	8688.0	6331.5	6119.7
70°	834.5	825.1	867.6	1041.3	1134.4	1591.8	6637.8	9948.2	9934.4	7204.5	6554.1
71°	748.2	741.4	792.4	985.3	1114.5	1326.7	5731.1	9950.9	9992.4	7500.0	6528.5
72.5°	609.2	611.6	665.5	877.0	1099.7	1171.5	4212.1	9487.1	9574.8	7781.6	6295.4
75°	404.8	406.8	477.6	674.6	1066.3	1146.2	2315.0	7960.8	8122.0	7613.0	5744.6
77.5°	271.9	271.2	319.4	462.8	929.0	1146.2	1357.4	5954.0	6131.1	6057.6	4428.7
80°	187.2	185.9	219.9	319.4	703.3	1160.0	1049.4	4172.6	4226.3	3271.3	1799.9
82.5°	114.7	115.7	143.7	225.7	478.7	1044.0	990.7	2275.2	2216.9	917.5	449.6
85°	65.8	65.4	91.8	152.8	307.3	881.1	966.1	979.2	898.3	276.3	162.6
87.5°	23.6	25.3	49.2	84.7	176.1	613.6	819.7	509.4	459.1	124.8	73.5
90°	0.0	0.0	0.0	0.0	0.0	0.0	0.0	0.0	0.0	0.0	0.0



REPORT NUMBER: P386553  
 CATALOG NUMBER: GWC-SA2B-727-U-SL2

**CANDELA DISTRIBUTION (continued):**

	90°	95°	105°	115°	125°	135°	145°	155°	165°	175°	180°
0°	2238.1	2238.1	2238.1	2238.1	2238.1	2238.1	2238.1	2238.1	2238.1	2238.1	2238.1
2.5°	2235.4	2237.4	2235.1	2221.6	2210.1	2191.6	2181.1	2166.6	2162.2	2160.2	2165.6
5°	2243.9	2244.5	2224.6	2189.2	2149.4	2102.5	2068.8	2027.3	2007.7	1999.3	2004.7
7.5°	2251.6	2248.6	2205.1	2137.3	2063.7	1982.1	1909.6	1843.1	1804.3	1788.5	1789.8
10°	2252.6	2239.8	2170.0	2065.1	1951.1	1831.3	1720.0	1617.4	1552.7	1510.5	1523.3
12.5°	2242.2	2220.6	2118.4	1971.6	1813.4	1650.2	1499.7	1345.9	1253.5	1210.6	1212.0
15°	2234.1	2194.9	2055.0	1861.7	1649.2	1432.9	1227.5	1046.7	948.2	904.4	883.8
17.5°	2227.3	2167.3	1981.4	1737.9	1455.2	1181.0	934.0	772.8	718.8	706.0	700.6
20°	2217.9	2137.9	1899.4	1594.5	1234.3	899.0	682.1	602.5	602.8	617.6	619.7
22.5°	2204.7	2104.5	1812.1	1433.6	997.1	654.7	534.7	511.7	535.0	563.3	568.4
25°	2185.2	2065.1	1714.9	1255.8	760.3	503.3	456.7	455.7	484.1	513.7	518.1
27.5°	2157.5	2013.5	1607.0	1064.9	560.3	427.7	409.2	416.3	437.2	458.8	460.4
30°	2120.4	1953.4	1487.9	863.5	439.2	380.8	378.8	385.2	398.0	413.2	414.6
32.5°	2079.6	1892.4	1360.7	668.6	376.1	355.5	357.6	360.6	366.7	372.7	374.1
35°	2042.5	1830.0	1230.5	508.0	346.1	339.0	337.7	337.0	337.7	335.6	336.0
37.5°	2018.5	1778.4	1094.9	404.4	328.9	324.5	320.5	315.4	309.7	306.3	307.0
40°	2009.8	1739.9	957.7	349.5	314.7	311.7	303.9	293.1	286.4	284.4	284.4
42.5°	2033.4	1720.0	825.1	321.8	302.9	297.9	285.0	272.6	267.5	267.2	266.8
45°	2105.6	1728.1	698.9	306.6	292.1	282.3	265.5	255.0	251.6	252.3	252.0
47.5°	2235.1	1779.0	591.0	296.5	281.3	268.5	249.6	241.2	237.1	237.1	237.5
50°	2455.4	1898.1	505.0	288.1	272.2	255.7	238.1	227.7	222.3	222.0	222.0
52.5°	2776.1	2111.3	451.3	281.0	262.1	244.2	226.7	213.5	207.1	205.8	205.1
55°	3178.2	2416.9	436.5	276.3	248.6	231.7	212.8	199.7	192.6	189.6	189.2
57.5°	3627.9	2788.6	465.8	270.5	234.8	216.9	197.7	185.2	177.8	174.1	173.7
60°	4082.9	3194.4	585.6	262.4	223.3	200.7	182.2	170.7	163.3	159.2	158.5
62.5°	4538.6	3622.1	830.1	261.8	215.2	185.2	166.3	156.5	149.4	145.0	144.0
65°	5052.7	4090.3	1108.1	279.6	212.5	171.0	150.1	142.3	136.3	132.2	131.9
67.5°	5643.0	4618.9	1081.4	316.4	221.6	158.2	134.9	128.9	124.5	121.1	120.8
70°	5920.0	4536.3	672.3	342.4	234.4	145.7	120.4	116.0	112.7	110.3	109.3
71°	5803.9	4307.2	563.7	339.3	233.1	140.3	114.7	111.3	107.9	105.9	104.9
72.5°	5487.5	3928.1	470.2	315.7	217.9	130.5	107.3	103.9	100.9	98.5	97.8
75°	4924.2	3508.1	376.4	252.3	173.7	110.3	94.1	90.4	88.0	86.7	85.3
77.5°	3619.8	2503.6	291.1	199.4	127.8	90.1	80.3	77.6	75.2	73.2	72.2
80°	1386.7	969.8	196.0	148.8	93.8	71.2	64.8	63.4	61.1	59.7	59.7
82.5°	373.4	289.8	104.6	90.1	62.7	51.9	49.6	48.9	46.9	44.2	44.5
85°	151.1	127.8	58.7	49.6	38.5	30.7	33.4	33.7	31.4	28.0	28.3
87.5°	66.5	54.3	32.7	21.9	16.9	11.8	15.2	15.2	13.8	11.5	10.5
90°	0.0	0.0	0.0	0.0	0.0	0.0	0.0	0.0	0.0	0.0	0.0



Signify Classified - Internal  
Cooper Lighting Solutions Photometric Lab  
1121 Highway 74 South  
Peachtree City, GA 30269

Scaled Data Report



Report Generated By 670245982

Signify Classified - Internal  
Cooper Lighting Solutions Photometric Lab  
1121 Highway 74 South  
Peachtree City, GA 30269

Scaled Data Report



Signify Classified - Internal  
Cooper Lighting Solutions Photometric Lab  
1121 Highway 74 South  
Peachtree City, GA 30269

Scaled Data Report



Signify Classified - Internal  
Cooper Lighting Solutions Photometric Lab  
1121 Highway 74 South  
Peachtree City, GA 30269

Scaled Data Report





--- HS — SS

Signify Classified - Internal  
Cooper Lighting Solutions Photometric Lab  
1121 Highway 74 South  
Peachtree City, GA 30269

Scaled Data Report



u

Signify Classified - Internal  
Cooper Lighting Solutions Photometric Lab  
1121 Highway 74 South  
Peachtree City, GA 30269

Scaled Data Report



Signify Classified - Internal  
Cooper Lighting Solutions Photometric Lab  
1121 Highway 74 South  
Peachtree City, GA 30269

Scaled Data Report



(END OF REPORT)